

INTECO ROBOTICS

R JET - 061/062



R JET 061/062

**IS AN AUTOMATED MACHINE FOR
HYDRODYNAMIC TREATMENT OF CONCRETE
AND METAL SURFACES**

It has been developed for work in:

- building construction (repair of AB constructions – pillars, plates, blockheads)
- civil engineering (roads, bridges, tunnels...)
- hydro technical infrastructure (pipelines, tunnels, dams, channels...)
- industry and shipbuilding (cleaning and anti corrosive protection)

SMALL IN SIZE, LOW WEIGHT, LOW ELECTRICAL ENERGY CONSUMPTION, SIMPLE TO OPERATE AND WORK WITH, HIGHLY MANEUVERABLE AND FLEXIBLE WITH A SOPHISTICATED AUTONOMOUS CONTROL SYSTEM ARE THE CHARACTERISTICS OF THIS ROBOT.

These characteristics enable him to:

- work on a scaffolding or a hanging platform
- use stairs for driving to higher building floors
- pass through standard doors and openings on closed sites
- enter pipelines and tunnels
- get simple modifications for special jobs such us treatment of circular pillars, beams and other round objects
- accept different tools for cutting, drilling, painting...

The robot works in a combination with a high pressure water pump with input powers up to **360 kW** and operating pressure up to **3000 bar** using tools which enable him the following types of treatment:

- surface treatment of concrete and metal
- concrete hydrodemolition jobs
- removing debris and layers of material from different surfaces

Treated surfaces can be:

- flat (floors, ceilings, walls, open and closed channels...)
- round or cylindrical (pipelines, tunnels...)



R JET - 061



R JET - 062



R JET - 062 EN




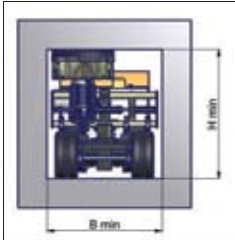
R JET 061/062

SURFACE TREATMENT OPTIONS:

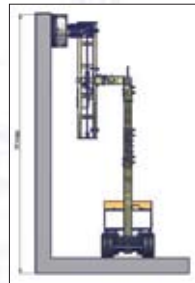
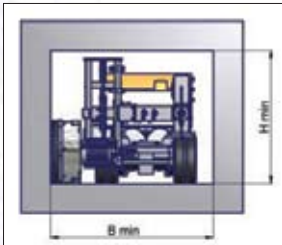
Flat surfaces:
The robot can treat flat surfaces under any angles in the relation to the standing surface.

Possible minimums and maximums in treatment jobs:

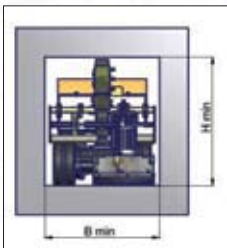
CELLING



WALL



FLOOR



CYLINDRICAL SURFACES



TREATMENT OPTIONS:	R JET - 061	R JET - 062
FLOOR TREATMENT: height min. width min.	0,9 m 0,8 m	0,9 m 0,8 m
WALL TREATMENT: height min. height max.* width min.	0,9 m 3,0 m 1,0 m	0,9 m 4,0 m 1,0 m
CEILING TREATMENT: height min. height max.* width min.	0,9 m 3,0 m 0,8 m	0,9 m 4,0 m 0,8 m
CYLINDRICAL SURFACE TREATMENT diameter min. diameter max.*	1,1 m 3,0 m	1,3 m 4,0 m

* with additional elements for stability reach can be increased by approx. 1 meter



R JET 061/062

BASIC TECHNICAL SPECIFICATION:

TECHNICAL SPECIFICATIONS	R JET - 061	R JET - 062	R JET - 062 EN
POWER SUPPLY	three phase electrical power cord (16A) 10 kW		Petrol powered electrical generator - 10 kw
CONTROL	remote console with 30m cable, WiFi communication, own power supply		
WIDTH	680 mm	750 mm	750 mm
HEIGHT	750 mm	820 mm	1410 mm
LENGHT	1220 mm	1530 mm	1550 mm
WEIGHT	from 350 kg	from 520 kg	from 750 kg
RECOMMENDED PUMP INPUT POWER	< 300 kW	< 360 kW	< 360 kW
DRIVING MECHANISM	separate drive with tracks (approx. 205 km/h)		
WORKING ON SLOPES	45°	45°	45°



Advanced guiding and control system:

The robot is controlled via a remote console with a cable or wireless WLAN connection option.

The robot is equipped an advanced control systems which enable him to follow wall, designated root or course including tool correction system which work together to guarantee unified surface treatment over large areas. This is especially important for surface treatment jobs.

The result of such an advanced system of control backed by the modular concept design id the ability that the R Jet – 06 series of robots can operate in closed and confined spaces without the presence of an operator, where human work would either be impossible or very hard and dangerous.

Additional equipment:

The robots can be additionally equipped with a video camera system, which can be operated remotely from the console and where the recorded image can be seen on the screen.

For work on very steep slopes the robots can be equipped with a winch as a safety measure.

Also, there is a series of elements that can be used to prolong the tool column or to ensure stability to enable it for work in specific treatment positions.

